



DC COMPONENTS CO., LTD.
DISCRETE SEMICONDUCTORS

DMBTA42

TECHNICAL SPECIFICATIONS OF NPN EPITAXIAL PLANAR TRANSISTOR

Description

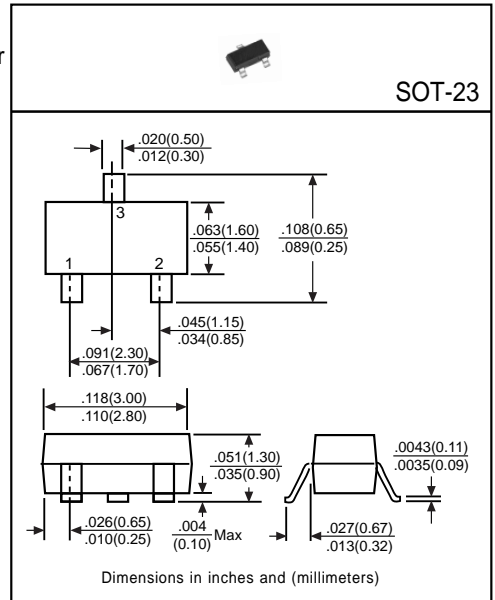
Designed for application as a video output to drive color CRT, or as a dialer circuit in electronics telephone.

Pinning

- 1 = Base
- 2 = Emitter
- 3 = Collector

Absolute Maximum Ratings (T_A=25°C)

Characteristic	Symbol	Rating	Unit
Collector-Base Voltage	V _{CB0}	300	V
Collector-Emitter Voltage	V _{CE0}	300	V
Emitter-Base Voltage	V _{EB0}	6	V
Collector Current	I _C	500	mA
Total Power Dissipation	P _D	225	mW
Junction Temperature	T _J	+150	°C
Storage Temperature	T _{STG}	-55 to +150	°C



Electrical Characteristics

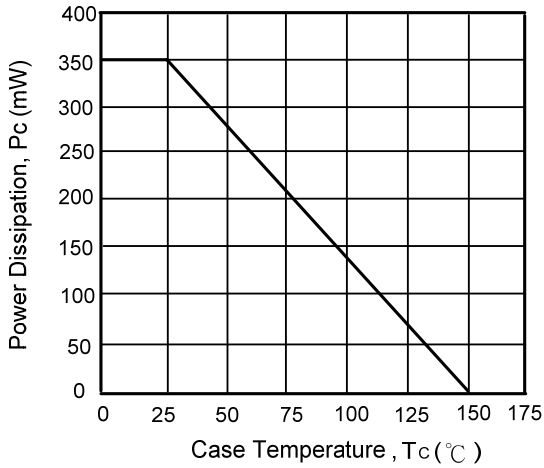
(Ratings at 25°C ambient temperature unless otherwise specified)

Characteristic	Symbol	Min	Typ	Max	Unit	Test Conditions
Collector-Base Breakdown Voltage	BV _{CB0}	300	-	-	V	I _C =100μA
Collector-Emitter Breakdown Voltage	BV _{CE0}	300	-	-	V	I _C =1mA
Emitter-Base Breakdown Voltage	BV _{EB0}	6	-	-	V	I _E =10μA
Collector Cutoff Current	I _{CBO}	-	-	100	nA	V _{CB} =200V
Emitter Cutoff Current	I _{EBO}	-	-	100	nA	V _{EB} =6V
Collector-Emitter Saturation Voltage ⁽¹⁾	V _{CE(sat)}	-	-	0.5	V	I _C =20mA, I _B =2mA
Base-Emitter Saturation Voltage ⁽¹⁾	V _{BE(sat)}	-	-	0.9	V	I _C =20mA, I _B =2mA
DC Current Gain ⁽¹⁾	h _{FE1}	25	-	-	-	I _C =1mA, V _{CE} =10V
	h _{FE2}	40	-	-	-	I _C =10mA, V _{CE} =10V
	h _{FE3}	40	-	-	-	I _C =30mA, V _{CE} =10V
Transition Frequency	f _T	50	-	-	MHz	I _C =10mA, V _{CE} =20V, f=100MHz
Output Capacitance	C _{ob}	-	-	3	pF	V _{CB} =20V, f=1MHz

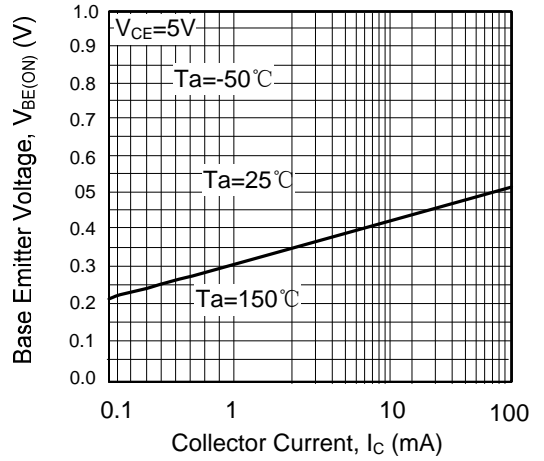
(1) Pulse Test: Pulse Width ≤ 380μs, Duty Cycle ≤ 2%

Electrical Characteristic Curves

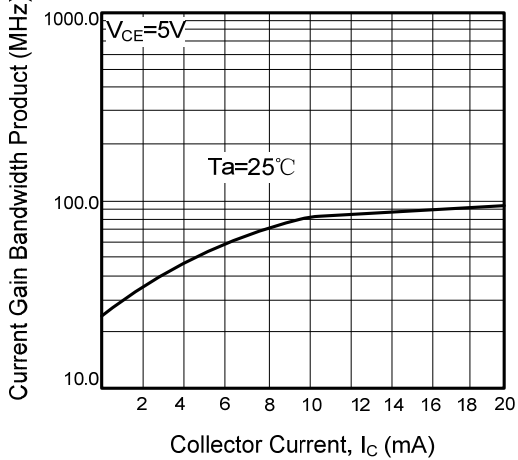
Power Derating
Power Dissipation vs. Case Temperature



Base Emitter Saturation vs.
Collector Current



Current Gain Bandwidth Product



Collector Emitter Saturation vs.
Collector Current

