



DC COMPONENTS CO., LTD.

RECTIFIER SPECIALISTS

MMSZ5221B
THRU
MMSZ5260B

TECHNICAL SPECIFICATIONS OF SURFACE MOUNT SILICON ZENER DIODES

FEATURES

- * Planar Die construction
- * Zener Voltages from 2.4V - 43V
- * 500mW Power Dissipation
- * Ideally Suited for Automated Assembly Processes

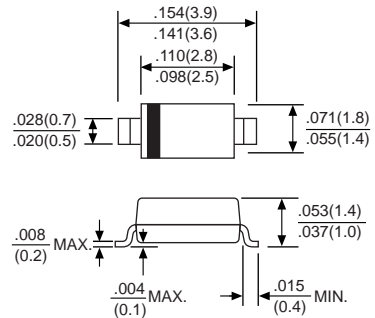
MECHANICAL DATA

- * Case: Molded Plastic
- * Terminals: Solder plated, solderable per MIL-STD-202, Method 208
- * Polarity: See Diagram Below
- * Mounting position: Any
- * Weight: 0.008 gram Approx.

MAXIMUM RATINGS AND ELECTRICAL CHARACTERISTICS
Ratings at 25°C ambient temperature unless otherwise specified.
Single phase, half wave, 60 Hz, resistive or inductive load.
For capacitive load, derate current by 20%.



SOD-123



Dimensions in inches(millimeters)

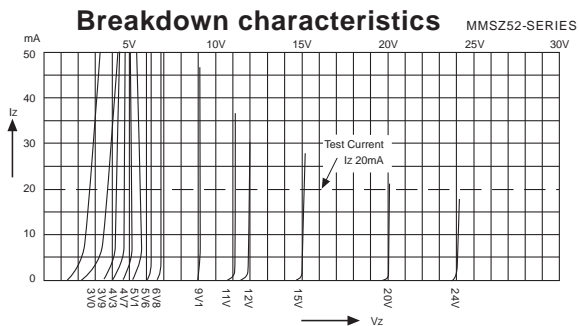
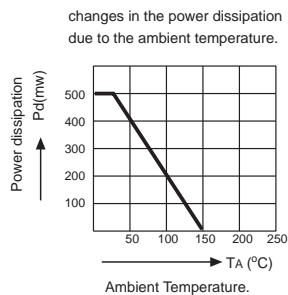
	SYMBOL	VALUE	UNITS
Zener Current see Table "Characteristics"			
Maximum Power Dissipation @TA=25°C	P _{tot}	500	mW
Maximum Forward Voltage @IF=10mA	V _F	0.9	Volts
Typical Thermal Resistance	R _{θJA}	350	°C/W
Operating and Storage Temperature	T _J , T _{stg}	-55 to +150	°C

Note: 1. Suffix "S" indicates "SOD-323" package. (e.g.: MMSZ5221BS.....,MMSZ5260BS)

RATING AND CHARACTERISTIC CURVES (MMSZ5221B THRU MMSZ5260B)

TYPE	Nominal Zener Voltage $V_Z @ I_{ZT}$	Zener Test Current I_{ZT}	Maximum Zener Impedance			Maximum Reverse Leakage Current	
			$Z_{ZT} @ I_{ZT}$	$Z_{ZK} @ I_{ZK}$	I_{ZK}	$I_R @ V_R$	
	Volts	mA	Ohms	Ohms	mA	μA	Volts
MMSZ5221B	2.4	20	30	1200	0.25	100	1.0
MMSZ5223B	2.7	20	30	1300	0.25	75	1.0
MMSZ5225B	3.0	20	29	1600	0.25	50	1.0
MMSZ5226B	3.3	20	28	1600	0.25	25	1.0
MMSZ5227B	3.6	20	24	1700	0.25	15	1.0
MMSZ5228B	3.9	20	23	1900	0.25	10	1.0
MMSZ5229B	4.3	20	22	2000	0.25	5.0	1.0
MMSZ5230B	4.7	20	19	1900	0.25	5.0	2.0
MMSZ5231B	5.1	20	17	1600	0.25	5.0	2.0
MMSZ5232B	5.6	20	11	1600	0.25	5.0	3.0
MMSZ5233B	6.0	20	7	1600	0.25	5.0	3.5
MMSZ5234B	6.2	20	7	1000	0.25	5.0	4.0
MMSZ5235B	6.8	20	5	750	0.25	3.0	5.0
MMSZ5236B	7.5	20	6	500	0.25	3.0	6.0
MMSZ5237B	8.2	20	8	500	0.25	3.0	6.5
MMSZ5238B	8.7	20	8	600	0.25	3.0	6.5
MMSZ5239B	9.1	20	10	600	0.25	3.0	7.0
MMSZ5240B	10	20	17	600	0.25	3.0	8.0
MMSZ5241B	11	20	22	600	0.25	2.0	8.4
MMSZ5242B	12	20	30	600	0.25	1.0	9.1
MMSZ5243B	13	9.5	13	600	0.25	0.5	9.9
MMSZ5245B	15	8.5	16	600	0.25	0.1	11
MMSZ5246B	16	7.8	17	600	0.25	0.1	12
MMSZ5248B	18	7.0	21	600	0.25	0.1	14
MMSZ5250B	20	6.2	25	600	0.25	0.1	15
MMSZ5251B	22	5.6	29	600	0.25	0.1	17
MMSZ5252B	24	5.2	33	600	0.25	0.1	18
MMSZ5254B	27	5.0	41	600	0.25	0.1	21
MMSZ5255B	28	4.5	44	600	0.25	0.1	21
MMSZ5256B	30	4.2	49	600	0.25	0.1	23
MMSZ5257B	33	3.8	58	700	0.25	0.1	25
MMSZ5258B	36	3.4	70	700	0.25	0.1	27
MMSZ5259B	39	3.2	80	800	0.25	0.1	30
MMSZ5260B	43	3.0	93	900	0.25	0.1	33

NOTE: Standard Zener Voltage Tolerance $\pm 5\%$



Disclaimer

Any Customer or user of this document or products described herein in such applications shall assume all risks of such use and will agree to hold *DC COMPONENTS* harmless against all damages.

DC COMPONENTS disclaims any and all liability arising out of the application or use of any product, including consequential or incidental damages. Statement regarding the suitability of products for certain types of applications are based on *DC COMPONENTS*'s knowledge of typical requirements that are often placed on *DC COMPONENTS* products in generic applications. Such statements are not binding statements about the suitability of products for a particular application. It is the customer's responsibility to validate that a particular product with the properties described in the product specification is suitable for use in a particular application.

DC COMPONENTS reserve the right to make modifications, enhancements, improvements, corrections or other changes without further notice to this document and any product described herein, and disclaim any and all liability for any errors, inaccuracies or incompleteness contained in any datasheet or in any other disclosure relating to any product. Parameters provided in datasheets and specifications may vary in different applications and performance may vary over time. All operating parameters, including typical parameters, must be validated for each customer application by the customer's technical experts. Product specifications do not expand or otherwise modify *DC COMPONENTS*'s terms and conditions of purchase, including but not limited to the warranty expressed therein.

Unless otherwise in writing, *DC COMPONENTS* products are intended for use as general electronic components in standard applications (eg: Consumer electronic, Computer equipment, Office equipment, etc.), and not recommended for use in a high specific application where a failure or malfunction of the device could result in human injury or death (eg: Aerospace equipment, Submarine cables, Combustion equipment, Safety devices, Life support systems, etc.)

Customers using or selling *DC COMPONENTS* products not expressly indicated for use in such applications do so at their own risk. If customer intended to use *DC COMPONENTS* standard quality grade devices for applications not envisioned by *DC COMPONENTS*, please contact our sales representatives in advance.



DC COMPONENTS CO., LTD.