





TYPE No.	Max. Peak Reverse Voltage	Max. Reverse Recovery Time	Max. Average Rectified Current	Max. Peak Forward Surge Current	Max. Reverse Leakage Current	Max. Forward Voltage		<div style="border: 1px solid black; padding: 5px; width: fit-content; margin: auto;"> Package Outline Drawing No. Please refer to Page: 131~139 </div>
	PRV	*Trr	I _O	I _{FSM}	I _R	V _{FM}	I _{FM}	
	V	nS	A	A	μA _{dc}	V	A	

NOTE: * Trr Test Conditions: I_F = 0.5A, I_R = 1.0A, Recover to 0.25A.

1.0 Ampere

UF4001	50	50	1.0	30	5.0	1.0	1.0	DO-41 (No.: 3)	
UF4002	100								
UF4003	200								
UF4004	400								
UF4005	600	75	1.0	30	5.0	1.7	1.0	DO-41 (No.: 3)	
UF4006	800								
UF4007	1000								

3.0 Amperes

UF5400	50	50	3.0	150	10	1.0	3.0	DO-27 (No.: 5)	
UF5401	100								
UF5402	200								
UF5404	400								
UF5406	600	100	3.0	150	10	1.7	3.0	DO-27 (No.: 5)	
UF5407	800								
UF5408	1000								